ARCTIC WILD

TRIP ESSENTIALS

WINTER CAMPING



Arctic Wild LLC | 2155 Alston Rd | Fairbanks Alaska 99709 | 907-479-8203 | info@arcticwild.com | arcticwild.com

WELCOME... AND THANK YOU FOR CHOOSING ARCTIC WILD

We are excited to share a wilderness experience with you. Once we have received your Reservation Form and deposit you are all set until 90 days prior to your trip. At the 90 day mark, we will need two more forms from you and full payment by check or bank transfer (we do not accept credit cards). We require all participants to read, consider and sign our Participant Agreement. It is important that you understand the risks involved in wilderness travel. The Equipment Request Form is for those who wish to borrow camping gear during the trip. Equipment requests submitted less than 30 days prior to your trip cannot be guaranteed. In the meantime, please read these materials thoroughly. The better you are prepared mentally and physically, the more fun you will have on the trip. This packet includes information on:

This packet includes information on:

- Preparing For Your Trip
- Pre-Trip Meeting
- Trip Equipment List

If you have questions at any point, just call us or send an email. We will be happy to answer your questions, give more details, or refer you to further resources as soon as we can. As our guest(s), we want you to feel prepared, condent, and excited about your upcoming Arctic Wild trip. Happy planning. We look forward to traveling with you!

—Michael Wald and Sally Andersen

PREPARING FOR YOUR TRIP

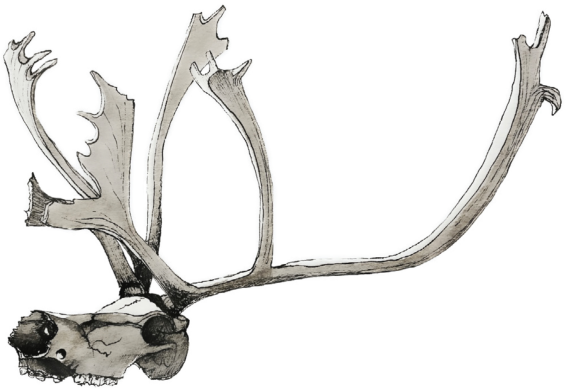

Travel/cancellation insurance: You should purchase travel/cancellation insurance. There are many options and greg@expeditionbroker.com or a website like insuremytrip.com can help you determine the right policy for your particular needs.

Flights to/from Alaska: Book your flights early and plan to arrive at the trip's start location (Fairbanks, Kotzebue, etc.) the day before your trip starts, and in plenty of time to attend the mandatory pre-trip meeting. Plan to depart Alaska no sooner than the evening of the day after your trip's end date (24 hours minimum after your scheduled return), budgeting time for possible weather delays.

Return flights & possibility of delay: Weather and flight connections permitting, you will return around 6:00 pm on your trip's end date. In case of delay, it is prudent to plan one or more extra days in the local area following your trip. Relatives and employers should be made aware both of delay possibilities and the fact that you cannot contact them from the wilderness. There is no cause for alarm if you are delayed and your family need not worry but please ask someone at home to help re-book hotel reservations, adjust flights etc. should you be delayed. We are happy to keep your family apprised of your situation but can't orchestrate your travel plans in the unlikely event that you are delayed at trips end.

Maps: Your guide will have detailed topographic maps for everyone's use. You can also order your own set through caltopo.com.

Provisions: The food we serve is wholesome and hearty. We have a wide variety of meals to please a wide range of tastes. Our ability to carry and store large quantities of fresh food is limited, but our meals get rave reviews. We will attempt to accommodate dietary restrictions and preferences. Please make sure to tell us what you CAN eat as well as what you CAN'T eat. Food allergies are challenging in a group setting and contamination is possible. Help us help you by communicating your needs and desires before the trip.

Alcohol is not provided, but you are welcome to bring a small amount. Please note that this will be subject to weight restrictions and that some communities (i.e., Kotzebue) do not allow alcohol. Snack food is plentiful and we provide 3 solid meals a day. If you want to bring some of your own snacks, feel free to pack whatever pleases you most but know we have plenty of food.

Gratuity: If your guide(s) did a great job, which we are sure they will, a per-person tip of 5 -10% of the trip price is very much appreciated.

Concerns, requests, or confusion?

Let's talk about it. Please don't hesitate to pick up the phone. Feel free to contact us with questions about your trip. We have years of experience and are happy to share our knowledge. You are our guest, not just a customer. Call us at 907-479-8203.

PRE-TRIP MEETING

Please plan on attending a mandatory pre-trip meeting.

A thorough and unhurried pre-trip meeting is critical to the success and safety of your trip, so please plan your travel so that you can give your full attention to the meeting. The details of your meeting vary slightly based upon the starting point for your trip.

You will need to bring EVERYTHING you intend to take on the trip with you to the meeting, preferably packed as you will carry it on your trip. We will be checking your gear and weighing it during the meeting to ensure we are within safe limits for the planes the following day.

During the meeting we will also distribute any equipment you have requested, answer your questions, discuss safety and brief you on the logistics for the following day. The meeting usually takes less than 2 hours.

For trips starting in FAIRBANKS (unless otherwise noted): When: 4:00 pm on the day before your trip's start date.

Where: Arctic Wild World Headquarters (2155 Alston Rd, Fairbanks, AK 99709).

Transportation: You will need to find your own transportation to the pre-trip meeting and we will send directions prior to the meeting. If you are staying at a nearby hotel (Sophie's Station, Pikes Lodge, Sven's Hostel or similar) we are happy to give you a ride back to your lodging after our pre-trip meeting, a ride to the airport on the morning of our trip, and a farewell ride back to your room at the trip's end. For Fairbanks accommodations further from the airport, or for trips starting and ending outside Fairbanks, you will need to arrange all your own ground transportation.

For trips starting in KOTZEBUE (unless otherwise noted): When: 6:45 pm on the day before your trip's start date. (6:15 arrival into Kotzebue is fine).

Where: Arctic Backcountry Flying Service/Golden Eagle Outfitters Hangar at the Noel Wien Airport.

Transportation: You will need to provide all your own transportation in Kotzebue. Cabs are cheap and most places are close enough for walking.

WINTER CAMPING EQUIPMENT LIST

Please follow this equipment list and do not bring extra gear.

Please follow this equipment list and *do not bring extra gear*. Space is limited and having lots of unnecessary items only makes packing and unpacking cumbersome. By carefully following this list you can keep your personal gear around 50 pounds.

This checklist has been developed from decades of experience. These are proven items. That said, personal clothing is indeed personal. Bring what you know to be comfortable and practical. If you have questions please ask us.

All base layers should be synthetic or wool because they are light, fast drying, and warmer when wet. Please leave your cotton clothes at home.

This is the Arctic, March and April are still winter. Temperatures could be mild (around freezing) but sub- zero temperatures are also likely. With appropriate clothing you can be very comfortable. The most important and specialized clothing you will need is for your extremities. Warm shoepacs (insulated, waterproof, winter boots) or mukluks, heavy mittens and an outrageously warm hat are worth the investment. The more specialized items are best purchased in Fairbanks from retailers like Apocalypse Design or Big Ray's.

Layering is the key to staying comfortable. Bring a variety of layers in various weights and make sure you try EVERYTHING on before heading into the field. It may be necessary to wear all your clothes at once. It is generally safe to assume that it will be cold and dry, which greatly simplifies staying warm. It is also important to be prepared for a thaw or even rain so a light set of waterproofs is a good idea too.

We can provide select Camping Equipment, like sleeping bags and pads. Please indicate which items you might want on the Equipment Request Form. Heavy Parkas and other cold weather clothing can be rented in Fairbanks from Arctic Wear or other rental companies.

Please use this as a literal checklist. When all the boxes are checked, ✓ you are done. Anything not on the list doesn't belong.

Any questions? Please contact us.

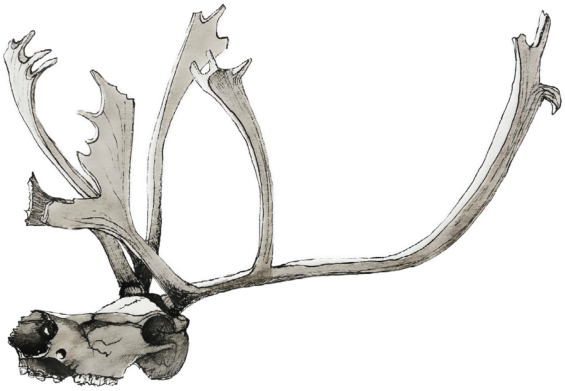

☐	**Duffle Bag:** This is the bag that will hold the bulk of your gear. Below freezing weather means that things generally stay dry so a waterproof bag is not essential. A nice big duffle to hold your winter gear is great. It is OK to have a couple of smaller bags if that makes carrying things easier.	
☐ **AW**	**Tent:** We will be using an Arctic Oven winter camping tents for sleeping which we heat with a small wood stove. We also have a heated tent that will serve as kitchen, warming and drying area, and general "hangout". Arctic Wild will supply all the tents.	
☐ **AW**	**Sleeping Bag:** Your sleeping bag should keep you comfortable at -20° F. Layering multiple sleeping bags can work if the outer bag is sufficiently large.	Available from Arctic Wild. We also have sleeping bag liners to lend if you are concerned about your bag being warm enough.
☐ **AW**	**Sleeping Pad:** Inflatable pads like Thermarests are the warmest.	Thermarest "Trail Pro" pads are available from Arctic Wild
☐	**Winter Boots:** Insulated shoepacs or Mukluks are ideal. Sorel type winter boots are adequate so long as they are one of the warmer models (Like the -40° Baffins) and you bring a second set of liners for them. Mukluks are a more traditional and comfortable choice. Don't scrimp on your boots. If bringing Mukluks, bring a backup pair of water resistant shoes just in case it gets warm. Waterproof hiking boots and Mukluks are a good combination.	
☐	**Insoles:** Quick drying is important. Superfeet is a good brand.	

☐	**Rain pants and jacket:** We recommend Gore-Tex or similar. We don't expect rain, but it is important to be prepared just in case.	
☐	**Day Pack:** Big enough for rain gear, water bottle, camera, and an extra layer.	

☐	**Down Slippers/ Booties:** for the tent.	
☐	**Stuff Sacks:** for packing gear and clothes.	
☐	**Socks:** 5-6 pair heavy poly or wool.	
☐	**Lightweight Long Johns:** 2 pairs, tops and bottoms	
☐	**Heavyweight Long Johns:** 1 set of bottoms, 2 tops.	
☐	**Snow Bibs:** Synthetic and windproof. Should be able to fit over the heavy pants. If they are waterproof, then you need not bring rain pants. Tight fitting cuffs are a plus. Full length leg zips are also a nice feature. Durability is important if you'll be around sled dogs.	
☐	**Heavy Warm Pants:** Wool or fleece for the cold.	
☐	**Heavy Parka:** This is critical. Don't scrimp. The bigger the better and a hood is essential. A hood with a ruff is ideal	We may have a parka to loan you. email us to see if we have one in your size.
☐	**Fleece Jacket/ Wool Shirt:** You need 6 layers on your torso including long johns, but not including your parka. Make sure your layers can all be worn at once without constricting your movements.	
☐	**Hats:** Bring 2, 1 light and 1 heavy. Go big! Windproof is great, fur is very warm, and many prefer earflaps.	

☐	**Neck Gaiter:** A little tube of synthetic material to wear around your neck or to augment your hat. A scarf works too. Bring 3 of these. Face masks are another good option in addition to a neck gaiter.	
☐	**Sun Hat:** Whether a ball cap or wrap-around brim, you'll need something for the intense arctic sunlight.	
☐	**Gloves:** 2 or 3 pairs of pile or wool gloves plus some nice, thick ski gloves.	

☐	**Mittens:** The thicker, the better. Sized to go over your wool gloves.	
☐	**Gaiters:** To help keep the snow out of your boots.	
☐	**Thermos/ Vacum Bottle:** A lightweight Thermos is ideal to keep your water from freezing.	
☐	**Personal toiletries:** Include some salve or cream for dry, sunburned skin.	
☐	**Toilet Paper and a lighter**	
☐	**Flashlight/ headlamp:** with extra batteries	
☐	**Emergency Kit:** Band-Aids, Asprin, Moleskin, sewing kit. We carry a trauma kit, but having a few common first aid items is convenient.	
☐	**Medications:** Please inform the guide of any critical medications and bring a backup supply of essentials	
☐	**Ear plugs:** For bush plane and snowmachine rides.	
☐	**Sunglasses AND Ski Goggles:** The spring sun is very intense. Snow blindness is a serious concern and an extra pair of sunglasses is a good idea.	
☐	**Sunscreen:** Cracked hands, chapped lips, and sunburn can be very real problems for some people. Bring good quality sunscreen and be sure to wear it everyday!	